

CITY COUNCIL OF SPRINGVILLE CITY

RESOLUTION NUMBER: #2021-51

SHORT TITLE: RESOLUTION OF THE BOARD OF CANVASSERS CERTIFYING THE OFFICIAL CANVASSERS' REPORT OF THE NOVEMBER 02, 2021, MUNICIPAL GENERAL ELECTION FOR SPRINGVILLE CITY, UTAH

PASSAGE BY THE CITY COUNCIL
ROLL CALL

NAME	MOTION	SECOND	FOR	AGAINST	OTHER
Liz Crandall	✓		✓		
Craig Jensen			✓		
Brett Nelson					Absent
Matt Packard		✓	✓		
Mike Snelson			✓		
	TOTALS		4	—	1

This resolution was passed by the City Council of Springville City, Utah, on the 16th day of November 2021; on a roll call vote as described above.



Approved and signed by me this 16th day of November 2021.


Richard J. Child, Mayor

ATTEST:


Kim Crane, City Recorder

RESOLUTION #2021-51

RESOLUTION OF THE BOARD OF CANVASSERS CERTIFYING THE OFFICIAL CANVASSERS' REPORT OF THE NOVEMBER 02, 2021, MUNICIPAL GENERAL ELECTION FOR SPRINGVILLE CITY, UTAH

WHEREAS, UCA 20A-4-301(2), provides as follows:

(a) The mayor and the municipal legislative body are the board of municipal canvassers for the municipality.

(b) The board of municipal canvassers shall meet to canvass the returns at the usual place of meeting of the municipal legislative body:

(i) for canvassing of returns from a municipal general election, no sooner than seven days after the election and no later than 14 days after the election; or

(c) Attendance of a simple majority of the municipal legislative body shall constitute a quorum for conducting the canvass.

WHEREAS, the Springville City Municipal General Election was held on November 02, 2021, with all ballots being sent by mail:

NOW, THEREFORE, be it resolved by the Springville City Board of Canvassers as follows:

SECTION 1. ELECTION COUNTS

The following counts in Exhibit A include mail-in ballots postmarked on or before November 02, 2021 ballots deposited in official Utah County drop boxes, and provisional ballots verified as acceptable for counting by the Utah County Clerk's Office.

SECTION 2. ELECTION RESULTS

According to the results in Exhibit A, it is hereby declared that candidates have been duly elected by the residents of Springville City; Matt Packard, Mayor; Michael Snelson, Council 4-year Seat 1; Craig Jensen, Council 4-year Seat 2; and Chris Sorensen, Council 2-year Seat to serve their terms beginning on the first Monday of January 2022 according to Utah State Code 10-3-201.

MUNICIPAL GENERAL ELECTION TURNOUT

TURNOUT	TOTAL
Eligible Registered Voters	17723
Number of Ballots Cast	6307
Ballots Not Accepted	106
Turnout Percentage	35.59%

*Detailed in Exhibit A

PROPOSITION #15 PAR SALES AND USE TAX

	Total	Vote %
FOR the PAR Tax	4315	69.69%
AGAINST the PAR Tax	1877	30.31%
Total Votes Cast	6192	100%

*Detailed in Exhibit A

SECTION 3. CERTIFICATION

The Board of Canvassers has reviewed this Resolution as the official Canvassers' Report and hereby certifies that the election information contained in it is accurate.

PASSED AND ADOPTED this 16th day of November 2021

This resolution certifying the 2021 Springville City Municipal General Election canvass becomes effective immediately.


**SPRINGVILLE MUNICIPAL CORPORATION
BOARD OF CANVASSERS**




Michael Snelson
Council/Board Member

Absent

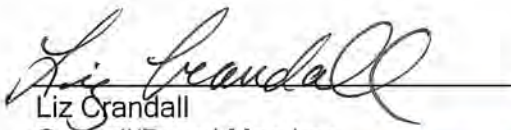
Brett Nelson
Council/Board Member



Matt Packard
Council/Board Member



Craig Jensen
Council/Board Member



Liz Grandall
Council/Board Member



Richard J. Child
Mayor



ATTEST:


Kim Crane, City Recorder

RESOLUTION #2021-51

RESOLUTION OF THE BOARD OF CANVASSERS CERTIFYING THE
OFFICIAL CANVASSERS' REPORT OF THE NOVEMBER 02, 2021, MUNICIPAL
GENERAL ELECTION FOR SPRINGVILLE CITY, UTAH

CERTIFICATION

It is hereby certified as follows:

Results of the canvass will be published as required by Section 20A-4-304(5)(6) of the Utah State Code and a copy of the canvass will be filed with the Office of the Lieutenant Governor.



Kim Crane, Election Official



EXHIBIT A
General Election Official Results

2021 General Election Statistics

Springville

Eligible Registered Voters	17723	
Ballots Counted	6307	35.59%
By Mail Ballots NOT Accepted (not counted)	106	
Returned Unsigned	33	
Signatures Did Not Match the Voter Record	35	
Ballots Returned From Past Election	0	
Empty Envelopes	1	
Ballot only - no envelope or affidavit	0	
Postmark Invalid	37	
Voted in Person (Early Voting and Election Day)	28	
Emergency Ballots	0	
Emergency Absentee Ballots issued	0	
Emergency Absentee Ballots counted	0	
Provisional/Challenged Ballots Issued	3	
Provisional/Challenged Ballots Counted	3	
Same Day Registration (No Prior Registration)	3	
Provisional Ballots Not Accepted	0	0.00%
Voted an Absentee Ballot or Voted Early	0	
Incomplete Information on Form	0	
No Proof of Residency	0	
UOCAVA Ballots Mailed	61	
By Mail	11	
Email	0	
Electronic Delivery	50	
UOCAVA Ballots Counted	12	
By Mail	4	
Email	0	
Electronic Delivery	8	
Ballots duplicated because they were damaged	5	0.03%
Ballots Counted on or Before Election Day	4441	
Valid Ballots Processed and Counted After Election Day	1866	

STATISTICS

	TOTAL
Registered Voters - Total	17,723
Ballots Cast - Total	6,307
Voter Turnout - Total	35.59%

Springville Mayor 1st Choice

Vote For 1

	TOTAL	VOTE %
MATT PACKARD	4,670	76.47%
RYAN MILLER	747	12.23%
MATTHEW NORMAN BRADLEY	690	11.30%
Total Votes Cast	6,107	100.00%

Springville Mayor 2nd Choice

Vote For 1

	TOTAL	VOTE %
RYAN MILLER	2,211	47.33%
MATTHEW NORMAN BRADLEY	1,825	39.07%
MATT PACKARD	635	13.59%
Total Votes Cast	4,671	100.00%

Springville Mayor 3rd Choice

Vote For 1

	TOTAL	VOTE %
MATTHEW NORMAN BRADLEY	2,112	47.49%
RYAN MILLER	1,703	38.30%
MATT PACKARD	632	14.21%
Total Votes Cast	4,447	100.00%

Springville Summary Results
2021 Municipal General Election
November 2, 2021

OFFICIAL RESULTS

Utah County, Utah

Springville City Council (4 year) 1st Choice

Vote For 1

	TOTAL	VOTE %
MICHAEL SNELSON	1,802	29.88%
CRAIG JENSEN	937	15.54%
CRAIG CONOVER	895	14.84%
XIMENA M. BISHOP	893	14.81%
MARCIA CONOVER-HARRIS	528	8.76%
DALE WATSON	511	8.47%
AMANDA MILLER	464	7.69%
Total Votes Cast	6,030	100.00%

Springville City Council (4 year) 2nd Choice

Vote For 1

	TOTAL	VOTE %
CRAIG JENSEN	1,241	21.45%
MICHAEL SNELSON	1,131	19.55%
CRAIG CONOVER	1,009	17.44%
MARCIA CONOVER-HARRIS	858	14.83%
XIMENA M. BISHOP	694	12.00%
DALE WATSON	470	8.12%
AMANDA MILLER	382	6.60%
Total Votes Cast	5,785	100.00%

Springville City Council (4 year) 3rd Choice

Vote For 1

	TOTAL	VOTE %
CRAIG JENSEN	907	17.02%
MICHAEL SNELSON	860	16.14%
CRAIG CONOVER	838	15.73%
XIMENA M. BISHOP	800	15.02%
MARCIA CONOVER-HARRIS	695	13.04%
DALE WATSON	683	12.82%
AMANDA MILLER	545	10.23%
Total Votes Cast	5,328	100.00%

Springville City Council (4 year) 4th Choice

Vote For 1

	TOTAL	VOTE %
CRAIG JENSEN	863	17.58%
DALE WATSON	784	15.97%
XIMENA M. BISHOP	735	14.98%
CRAIG CONOVER	711	14.49%
MARCIA CONOVER-HARRIS	643	13.10%
MICHAEL SNELSON	602	12.27%
AMANDA MILLER	570	11.61%
Total Votes Cast	4,908	100.00%

Springville City Council (4 year) 5th Choice

Vote For 1

	TOTAL	VOTE %
AMANDA MILLER	779	16.74%
DALE WATSON	706	15.17%
MARCIA CONOVER-HARRIS	697	14.98%
CRAIG JENSEN	669	14.37%
XIMENA M. BISHOP	632	13.58%
CRAIG CONOVER	607	13.04%
MICHAEL SNELSON	564	12.12%
Total Votes Cast	4,654	100.00%

Springville City Council (4 year) 6th Choice

Vote For 1

	TOTAL	VOTE %
MARCIA CONOVER-HARRIS	1,019	22.42%
AMANDA MILLER	879	19.34%
DALE WATSON	694	15.27%
XIMENA M. BISHOP	607	13.36%
CRAIG CONOVER	544	11.97%
CRAIG JENSEN	461	10.14%
MICHAEL SNELSON	341	7.50%
Total Votes Cast	4,545	100.00%

Springville City Council (4 year) 7th Choice

Vote For 1

	TOTAL	VOTE %
AMANDA MILLER	1,181	26.26%
DALE WATSON	1,025	22.79%
XIMENA M. BISHOP	651	14.47%
CRAIG CONOVER	630	14.01%
MARCIA CONOVER-HARRIS	569	12.65%
MICHAEL SNELSON	221	4.91%
CRAIG JENSEN	221	4.91%
Total Votes Cast	4,498	100.00%

Springville City Council (2 year) 1st Choice

Vote For 1

	TOTAL	VOTE %
CHRIS SORENSEN	2,853	47.24%
LYLE WERT	2,481	41.08%
KELLY JENSEN	706	11.69%
Total Votes Cast	6,040	100.00%

Springville City Council (2 year) 2nd Choice

Vote For 1

	TOTAL	VOTE %
CHRIS SORENSEN	1,996	39.65%
LYLE WERT	1,655	32.88%
KELLY JENSEN	1,383	27.47%
Total Votes Cast	5,034	100.00%

Springville City Council (2 year) 3rd Choice

Vote For 1

	TOTAL	VOTE %
KELLY JENSEN	2,645	57.55%
LYLE WERT	1,264	27.50%
CHRIS SORENSEN	687	14.95%
Total Votes Cast	4,596	100.00%

Proposition #15 Springville PAR Sales and Use Tax

Vote For 1

	TOTAL	VOTE %
FOR THE PAR TAX	4,315	69.69%
AGAINST THE PAR TAX	1,877	30.31%
Total Votes Cast	6,192	100.00%

Springville Proposition Precinct Summary
2021 Municipal General Election
November 2, 2021

OFFICIAL RESULTS

Utah County, Utah

SP01

STATISTICS

TOTAL

Registered Voters - Total	1,349
Ballots Cast - Total	420
Voter Turnout - Total	31.13%

Proposition #15 Springville PAR Sales and Use Tax

Vote For 1

	TOTAL	VOTE %
FOR THE PAR TAX	293	71.29%
AGAINST THE PAR TAX	118	28.71%
Total Votes Cast	411	100.00%

Springville Proposition Precinct Summary
2021 Municipal General Election
November 2, 2021

OFFICIAL RESULTS

Utah County, Utah

SP02

STATISTICS

TOTAL

Registered Voters - Total	603
Ballots Cast - Total	180
Voter Turnout - Total	29.85%

Proposition #15 Springville PAR Sales and Use Tax

Vote For 1

	TOTAL	VOTE %
FOR THE PAR TAX	117	65.36%
AGAINST THE PAR TAX	62	34.64%
Total Votes Cast	179	100.00%

Springville Proposition Precinct Summary
2021 Municipal General Election
November 2, 2021

OFFICIAL RESULTS

Utah County, Utah

SP03

STATISTICS

TOTAL

Registered Voters - Total	89
Ballots Cast - Total	32
Voter Turnout - Total	35.96%

Proposition #15 Springville PAR Sales and Use Tax

Vote For 1

	TOTAL	VOTE %
FOR THE PAR TAX	19	59.38%
AGAINST THE PAR TAX	13	40.62%
Total Votes Cast	32	100.00%

Springville Proposition Precinct Summary
2021 Municipal General Election
November 2, 2021

OFFICIAL RESULTS

Utah County, Utah

SP04

STATISTICS

TOTAL

Registered Voters - Total	994
Ballots Cast - Total	338
Voter Turnout - Total	34.00%

Proposition #15 Springville PAR Sales and Use Tax

Vote For 1

	TOTAL	VOTE %
FOR THE PAR TAX	219	66.16%
AGAINST THE PAR TAX	112	33.84%
Total Votes Cast	331	100.00%

Springville Proposition Precinct Summary
2021 Municipal General Election
November 2, 2021

OFFICIAL RESULTS

Utah County, Utah

SP05

STATISTICS

TOTAL

Registered Voters - Total	951
Ballots Cast - Total	446
Voter Turnout - Total	46.90%

Proposition #15 Springville PAR Sales and Use Tax

Vote For 1

	TOTAL	VOTE %
FOR THE PAR TAX	318	73.10%
AGAINST THE PAR TAX	117	26.90%
Total Votes Cast	435	100.00%

Springville Proposition Precinct Summary
2021 Municipal General Election
November 2, 2021

OFFICIAL RESULTS

Utah County, Utah

SP06

STATISTICS

TOTAL

Registered Voters - Total	1,103
Ballots Cast - Total	557
Voter Turnout - Total	50.50%

Proposition #15 Springville PAR Sales and Use Tax

Vote For 1

	TOTAL	VOTE %
FOR THE PAR TAX	379	69.54%
AGAINST THE PAR TAX	166	30.46%
Total Votes Cast	545	100.00%

Springville Proposition Precinct Summary
2021 Municipal General Election
November 2, 2021

OFFICIAL RESULTS

Utah County, Utah

SP07

STATISTICS

TOTAL

Registered Voters - Total	1,551
Ballots Cast - Total	619
Voter Turnout - Total	39.91%

Proposition #15 Springville PAR Sales and Use Tax

Vote For 1

	TOTAL	VOTE %
FOR THE PAR TAX	447	72.56%
AGAINST THE PAR TAX	169	27.44%
Total Votes Cast	616	100.00%

Springville Proposition Precinct Summary
2021 Municipal General Election
November 2, 2021

OFFICIAL RESULTS

Utah County, Utah

SP08

STATISTICS

TOTAL

Registered Voters - Total	911
Ballots Cast - Total	344
Voter Turnout - Total	37.76%

Proposition #15 Springville PAR Sales and Use Tax

Vote For 1

	TOTAL	VOTE %
FOR THE PAR TAX	221	65.97%
AGAINST THE PAR TAX	114	34.03%
Total Votes Cast	335	100.00%

Springville Proposition Precinct Summary
2021 Municipal General Election
November 2, 2021

OFFICIAL RESULTS

Utah County, Utah

SP09

STATISTICS

TOTAL

Registered Voters - Total	1,619
Ballots Cast - Total	519
Voter Turnout - Total	32.06%

Proposition #15 Springville PAR Sales and Use Tax

Vote For 1

	TOTAL	VOTE %
FOR THE PAR TAX	346	67.98%
AGAINST THE PAR TAX	163	32.02%
Total Votes Cast	509	100.00%

Springville Proposition Precinct Summary
2021 Municipal General Election
November 2, 2021

OFFICIAL RESULTS

Utah County, Utah

SP10

STATISTICS

TOTAL

Registered Voters - Total	1,094
Ballots Cast - Total	458
Voter Turnout - Total	41.86%

Proposition #15 Springville PAR Sales and Use Tax

Vote For 1

	TOTAL	VOTE %
FOR THE PAR TAX	313	69.71%
AGAINST THE PAR TAX	136	30.29%
Total Votes Cast	449	100.00%

Springville Proposition Precinct Summary
2021 Municipal General Election
November 2, 2021

OFFICIAL RESULTS

Utah County, Utah

SP11

STATISTICS

TOTAL

Registered Voters - Total	1,300
Ballots Cast - Total	479
Voter Turnout - Total	36.85%

Proposition #15 Springville PAR Sales and Use Tax

Vote For 1

	TOTAL	VOTE %
FOR THE PAR TAX	331	69.39%
AGAINST THE PAR TAX	146	30.61%
Total Votes Cast	477	100.00%

Springville Proposition Precinct Summary
2021 Municipal General Election
November 2, 2021

OFFICIAL RESULTS

Utah County, Utah

SP12

STATISTICS

TOTAL

Registered Voters - Total	1,080
Ballots Cast - Total	380
Voter Turnout - Total	35.19%

Proposition #15 Springville PAR Sales and Use Tax

Vote For 1

	TOTAL	VOTE %
FOR THE PAR TAX	249	67.12%
AGAINST THE PAR TAX	122	32.88%
Total Votes Cast	371	100.00%

Springville Proposition Precinct Summary
2021 Municipal General Election
November 2, 2021

OFFICIAL RESULTS

Utah County, Utah

SP13

STATISTICS

TOTAL

Registered Voters - Total	924
Ballots Cast - Total	248
Voter Turnout - Total	26.84%

Proposition #15 Springville PAR Sales and Use Tax

Vote For 1

	TOTAL	VOTE %
FOR THE PAR TAX	173	72.38%
AGAINST THE PAR TAX	66	27.62%
Total Votes Cast	239	100.00%

Springville Proposition Precinct Summary
2021 Municipal General Election
November 2, 2021

OFFICIAL RESULTS

Utah County, Utah

SP14

STATISTICS

TOTAL

Registered Voters - Total	865
Ballots Cast - Total	390
Voter Turnout - Total	45.09%

Proposition #15 Springville PAR Sales and Use Tax

Vote For 1

	TOTAL	VOTE %
FOR THE PAR TAX	271	70.39%
AGAINST THE PAR TAX	114	29.61%
Total Votes Cast	385	100.00%

Springville Proposition Precinct Summary
2021 Municipal General Election
November 2, 2021

OFFICIAL RESULTS

Utah County, Utah

SP15

STATISTICS

TOTAL

Registered Voters - Total	1,140
Ballots Cast - Total	341
Voter Turnout - Total	29.91%

Proposition #15 Springville PAR Sales and Use Tax

Vote For 1

	TOTAL	VOTE %
FOR THE PAR TAX	253	75.07%
AGAINST THE PAR TAX	84	24.93%
Total Votes Cast	337	100.00%

Springville Proposition Precinct Summary
2021 Municipal General Election
November 2, 2021

OFFICIAL RESULTS

Utah County, Utah

SP16

STATISTICS

TOTAL

Registered Voters - Total	1,009
Ballots Cast - Total	303
Voter Turnout - Total	30.03%

Proposition #15 Springville PAR Sales and Use Tax

Vote For 1

	TOTAL	VOTE %
FOR THE PAR TAX	190	63.97%
AGAINST THE PAR TAX	107	36.03%
Total Votes Cast	297	100.00%

Springville Proposition Precinct Summary
2021 Municipal General Election
November 2, 2021

OFFICIAL RESULTS

Utah County, Utah

SP17

STATISTICS

TOTAL

Registered Voters - Total	508
Ballots Cast - Total	75
Voter Turnout - Total	14.76%

Proposition #15 Springville PAR Sales and Use Tax

Vote For 1

	TOTAL	VOTE %
FOR THE PAR TAX	49	67.12%
AGAINST THE PAR TAX	24	32.88%
Total Votes Cast	73	100.00%

Springville Proposition Precinct Summary
2021 Municipal General Election
November 2, 2021

OFFICIAL RESULTS

Utah County, Utah

SP18

STATISTICS

TOTAL

Registered Voters - Total	633
Ballots Cast - Total	178
Voter Turnout - Total	28.12%

Proposition #15 Springville PAR Sales and Use Tax

Vote For 1

	TOTAL	VOTE %
FOR THE PAR TAX	127	74.27%
AGAINST THE PAR TAX	44	25.73%
Total Votes Cast	171	100.00%

Springville Proposition Summary Results
2021 Municipal General Election
November 2, 2021

OFFICIAL RESULTS

Utah County, Utah

STATISTICS

	TOTAL
Registered Voters - Total	17,723
Ballots Cast - Total	6,307
Voter Turnout - Total	35.59%

Springville Proposition Summary Results
2021 Municipal General Election

November 2, 2021

OFFICIAL RESULTS

Utah County, Utah

Proposition #15 Springville PAR Sales and Use Tax

Vote For 1


	TOTAL	VOTE %
FOR THE PAR TAX	4,315	69.69%
AGAINST THE PAR TAX	1,877	30.31%
Total Votes Cast	6,192	100.00%

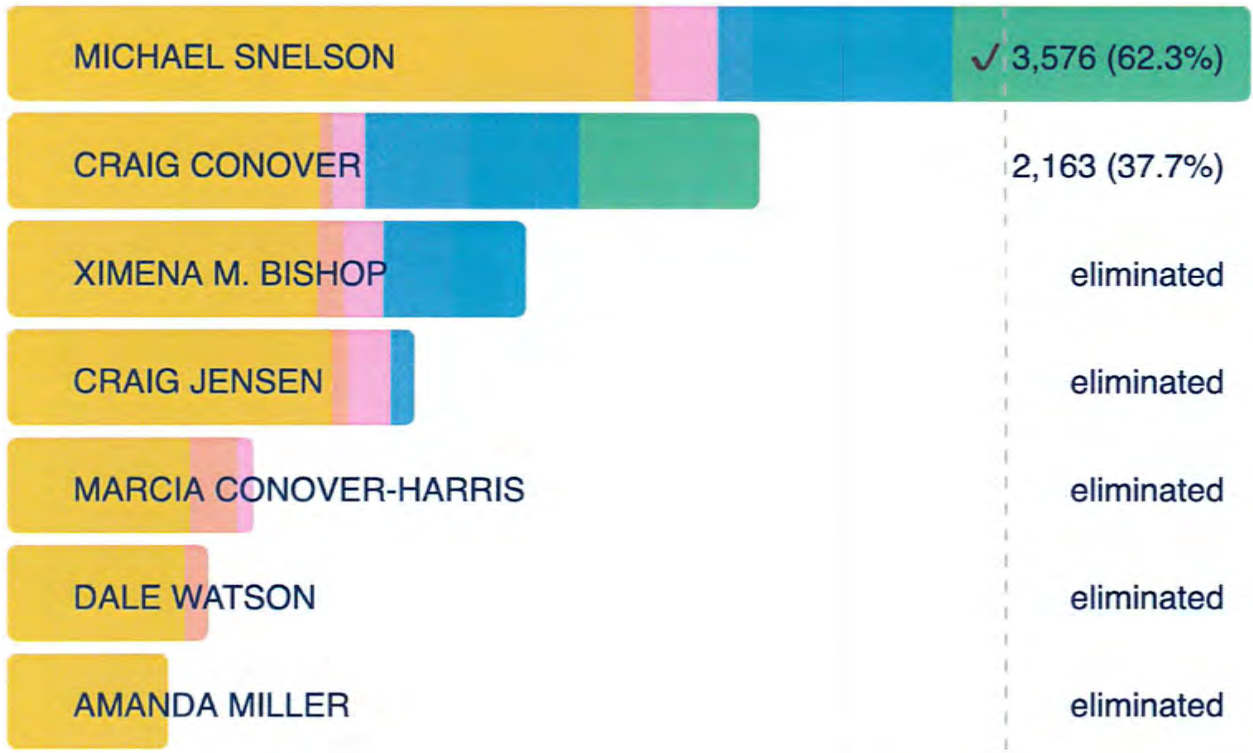


Round 1



After 1 rounds of this Ranked Choice Voting election, MATT PACKARD was elected. Move the slider to see what happened in each round. [Read the FAQs](#) or [play the animation](#).



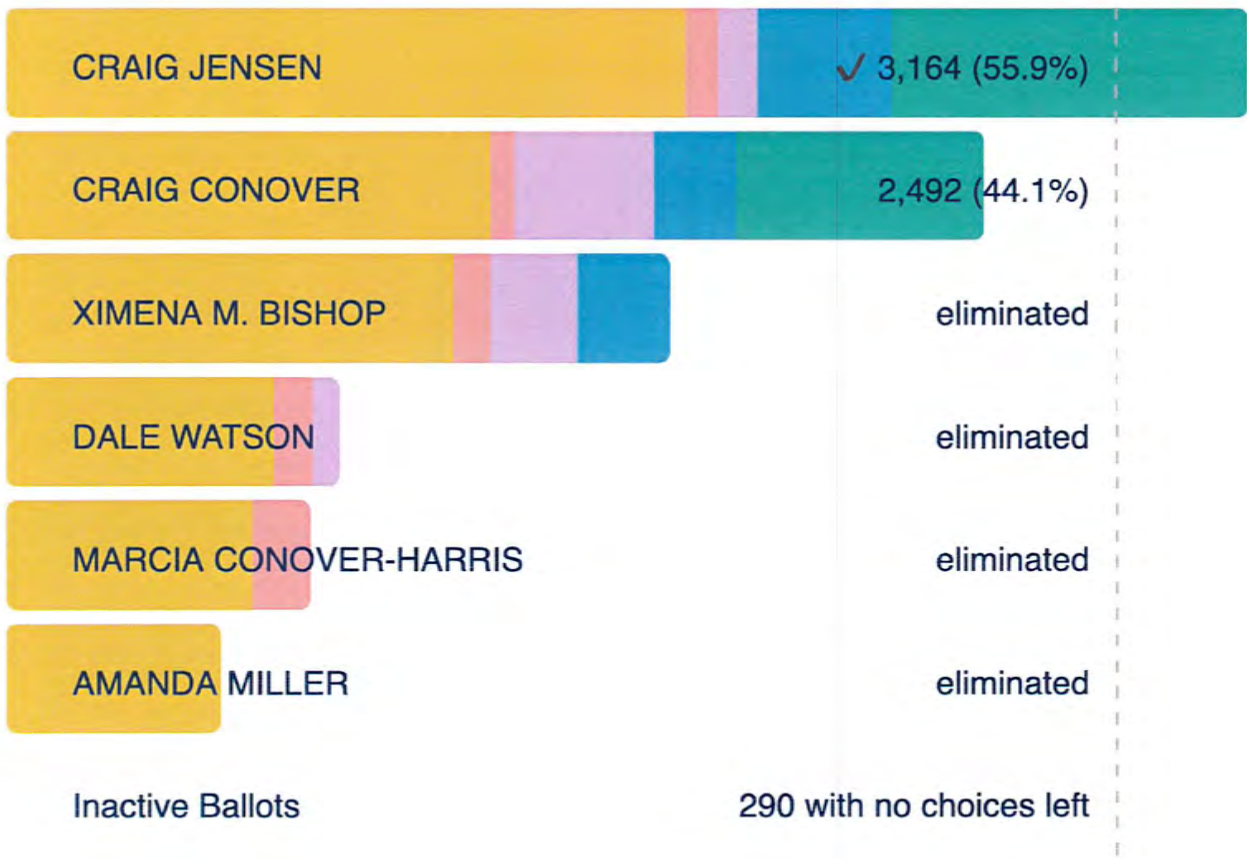


Legend

- Round 1 (AMANDA MILLER eliminated)
- Round 2 (DALE WATSON eliminated)
- Round 3 (MARCIA CONOVER-HARRIS eliminated)
- Round 4 (CRAIG JENSEN eliminated)
- Round 5 (XIMENA M. BISHOP eliminated)
- Round 6 (MICHAEL SNELSON won)

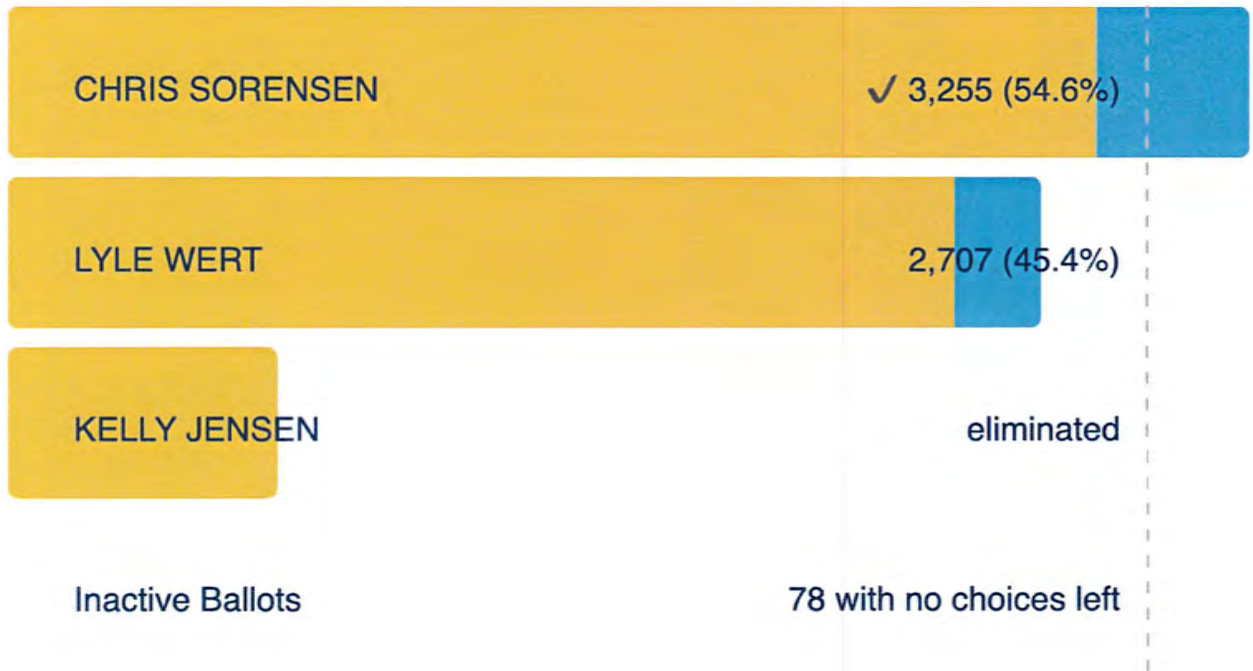
Inactive Ballots

292 with no choices left



Legend

- Round 1 (AMANDA MILLER eliminated)
- Round 2 (MARCIA CONOVER-HARRIS eliminated)
- Round 3 (DALE WATSON eliminated)
- Round 4 (XIMENA M. BISHOP eliminated)
- Round 5 (CRAIG JENSEN won)



Legend

- Round 1 (KELLY JENSEN eliminated)
- Round 2 (CHRIS SORENSEN won)